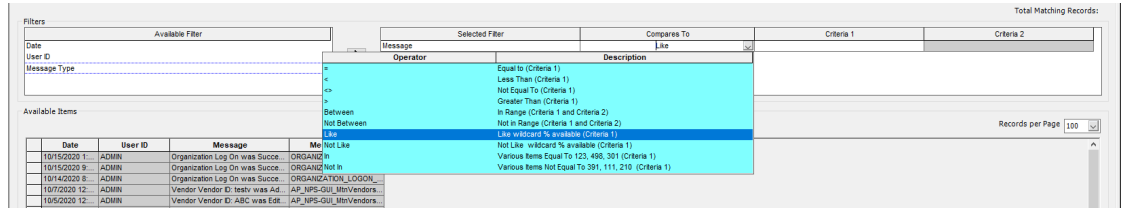


How Do I Use the Wildcard Filter in MIP?

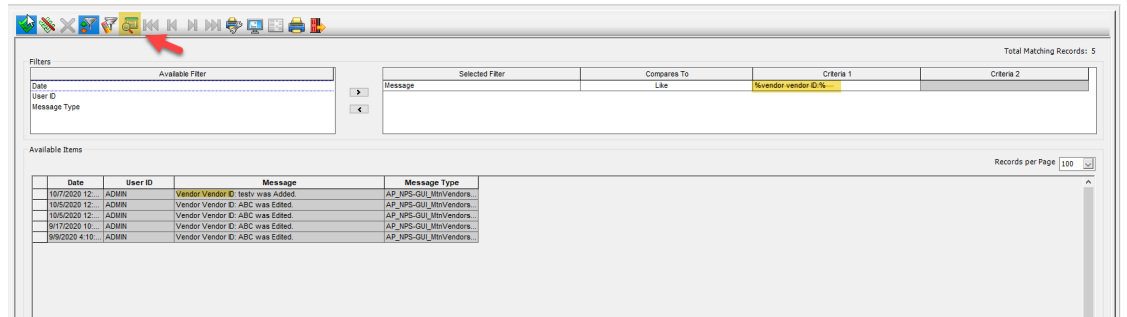
ANSWER:

HOW TO USE WILDCARDS

1. On Any Filter tab in MIP you can select the Like or Not Like in the Compares to drop down.



2. You can Pick a Word, Phrase, Amount to enter in Criteria 1 as %Vendor Vendor ID%, Click the Display Records Icon and all available items that meet the Crieria 1 will display.



Below are examples of how to use wildcard characters with Like and Not Like:

- **_ (Underscore)** - When using this wildcard character with Like or Not Like, it returns any single character in that position. For example, CL_ _ _ along with the Like operator, would only return five character fields that start with CL.
- **% (Percent)** - When using "%" with the Like or Not Like operators, it returns any string of zero or more characters. If you were to choose the Not Like operator and enter the following criteria, you would get the following results:

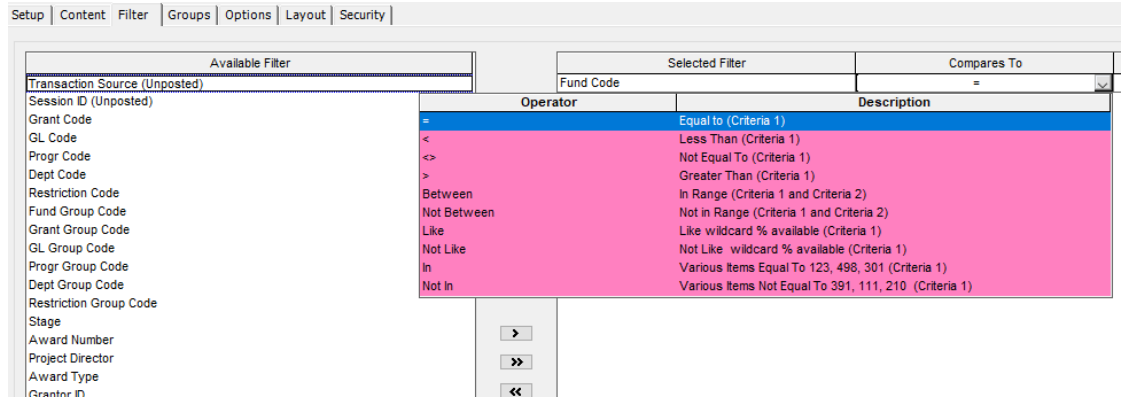
Criteria	Result
%Organization%	Does not return data if "Organization" is any part of the message
Organization%	Does not return data that begins with "Organization"
%Organization	Does not return data that ends with "Organization"

Although % acts as a wildcard with the Like and Not Like operators, if you use it with any of the other operators (Equal to, Not Equal to, Greater Than, Less Than, Between, and Not Between), the system treats it as the literal percent character.

ADDITIONAL INFORMATION:

When running reports, on the filter tab, when you filter for a specific item, there is a "compares to" column with different operations you can set the filter as.

=	Equal to (Criteria 1)
<	Less than (Criteria 1)
<>	Not Equal To (Criteria 1)
>	Greater than (Criteria 1)
Between	In Range (Criteria 1 and Criteria 2)
Not Between	Not in Range (Criteria 1 and Criteria 2)
Like	Like wildcard % available (Criteria 1)
Not Like	Not Like wildcard % available (Criteria 1)
In	Various Items Equal To 123, 498, 301 (Criteria 1)
Not In	Various Items Not Equal to 391, 111, 210 (Criteria 1)



Required Tags:

ARTICLE TYPE: Product Info

PRODUCT LINE: MIP Fund Accounting

PRODUCT MODULE/FEATURE: -None-

PRODUCT VERSION: 2020.2

RANKING: No votes yet

[FAQ](#)

#25651

Last updated:

3/31/2021 - 9:12AM

View count:

398

Ranking:



Print this FAQ

Email this FAQ (mailto:?subject=Knowledge Base | Community Brands KB Article [25651] : How Do I Use the Wildcard Filter in MIP? &body=https://kb.communitybrands.com/article/how-do-i-use-wildcard-filter-mip)


Subscribe to this FAQ (/node/25651/subscribe/li_ASSjFCIXpaOBpMT69R2fc3-DzL7-7WNU7r8g8mM?destination=node/25651)


Link to this FAQ


Need More Help?

CHAT NOW >

Contact Us

 **Address:** 10800 Pecan Park Blvd., Ste. 400
Austin, TX 78750

 **Phone:** +1-800-647-3863 (tel:8006473863)

 **Email:** [Click here \(mailto:info@abila.com\)](mailto:info@abila.com)

 (<https://www.facebook.com/AbilaInc>)  (https://twitter.com/abila_inc)

 (<https://www.linkedin.com/company/abila>)

Software

MIP Fund Accounting (<https://www.mip.com/>)

NetFORUM Enterprise (<https://www.netforumenterprise.com/association-software/>)

NetFORUM Pro (<https://netforum.avectra.com/>)

Millennium (<https://www.mip.com/fund-accounting-software/millennium/>)

Fundraising 50 (<https://www.mip.com/fund-accounting-software/fundraising-50/>)

Fundraising Online (<https://www.mip.com/fund-accounting-software/abila-fundraisingonline/>)

Resources

Blog (<http://www.abila.com/resources/blog>)

Resource Library (<https://www.mip.com/resources/>)

Training (<http://www.abila.com/resources/training/>)

Webinars (<https://www.mip.com/resources/webinars/>)

Legal

Privacy Policy (<http://www.abila.com/privacy-policy>)

Terms and Conditions (<http://www.abila.com/terms-and-conditions>)

Website Terms of Use (<https://www.abila.com/website-terms-of-use/>)